

Virgin Environmental Booths

- Blast Booth
- Metal Spray Booth
- Spray Paint Booth

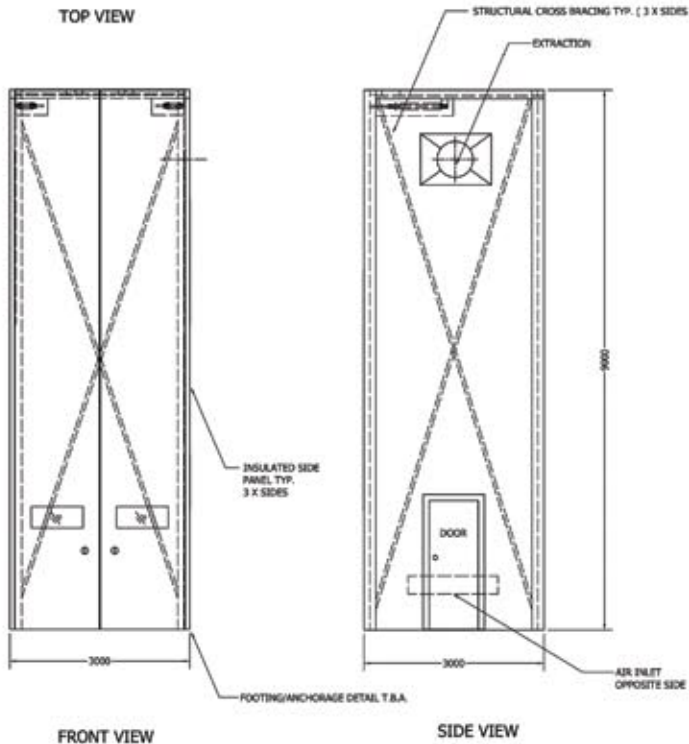
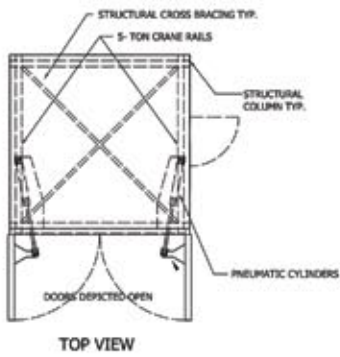
Technical Description

Common types of materials used in construction as standard

1. Pressed to bolt together 3mm mild steel outer skin
2. Double insulated with perforated cover inner lining
3. Inlets and outlets to suit all extraction systems
4. Personnel access doors
5. Viewing windows
6. Fluorescent lighting with a min of 300 lux.
7. Manual door locking system

Optional Extras

1. Pneumatic opening, closing and locking system
2. Pneumatic roof opening for overhead crane
3. Indoor and outdoor weather proof constructions
4. Painted or powder coated exterior finishes
5. 3mm – 5mm steel floor (blast booth)
6. Rubber Lining (blast booth)
7. Waffle floors and sweeping recovery systems
8. Internal certified crane rail




Typical Booth Dimensions

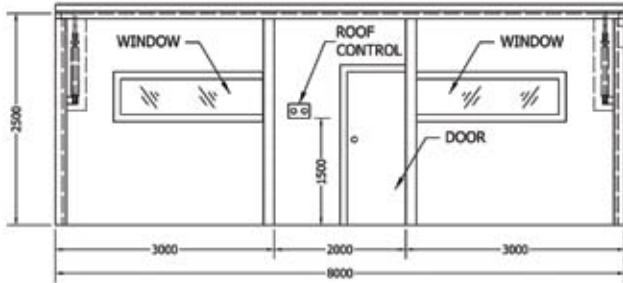
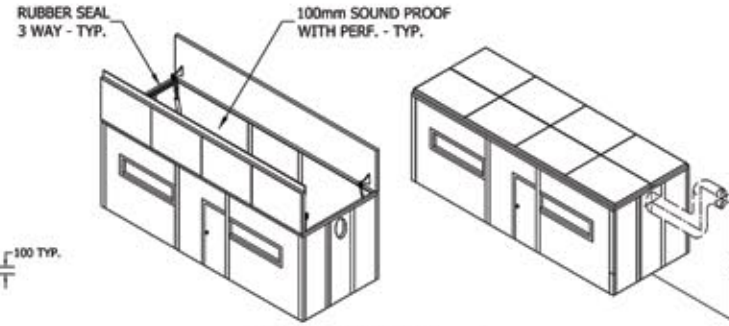
Height	Width	Length
2.4m	3m/4m	6m
2.4m	3m/4m	8m
2.4m	3m/4m	10m
2.4m	3m/4m	12m
4.5m	3m/4m	6m
4.5m	3m/4m	8m
4.5m	3m/4m	10m

Please note: these are typical sizes Virgin Environmental will customise any booth to your requirements.

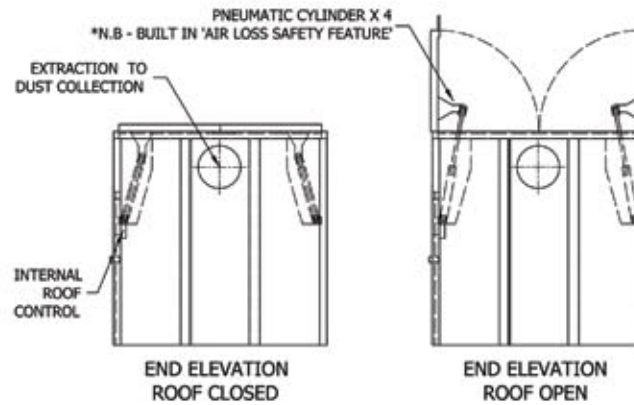
Virgin Environmental Booths



PLAN VIEW



FRONT ELEVATION



NOTE:

- REED SENSOR ON ROOF TO ENSURE THE COLLECTOR WILL NOT START UNTIL ROOF IS CLOSED'
- PNEUMATIC CYLINDERS INCORPORATED WITH 'AIR LOSS SAFETY FEATURE'
- PNEUMATIC CYLINDERS GUARDED TO ELIMINATE PINCH POINT HAZARD



P 1300 724 438 F 1300 655 105
E info@virginenvironmental.com.au
A PO Box 697 Burpengary Q 4505

www.virginenvironmental.com.au